



The Mountain GAZETTE

© 2022, Train Mountain

An Official Publication of the Train Mountain Institute and TM Railroad—Issue Vol. #5 Issue #4 **November 2022**

November

Hello everyone, welcome to our November Gazette! There are some chunky (or chonky, as the kids say) articles in here this month. First and foremost, we lead off with the 2023 Meet schedule! Mark your calendars and start daydreaming of the warmer weather now. (If you're going to the Polar Bear meet, start dreaming about snowplows.)

We also have photos of member tracks decorated for Halloween. Everyone who sent pictures went all-out on decorations. Very impressive.

We're particularly excited to herald a new series by Jeff Mills about winterizing your engines. This month he's covering steam engines; gas and electric will follow in the next two months. Handy and timely advice.

Joyce, as usual, holds forth in her inimitable style. Go Joyce. Lots of good info in her article this month, including a link to purchase the [Triennial video](#). Which you should totally do.

Danny Chamrad continues his series on navigating the TMRR website with welcome news about the live cameras.

Call for Submissions

We're kicking off a new feature this month: your train and the real thing. Send us a picture of your locomotive, preferably with you in the photo, and a picture of the full-size train it's modeled after, with a note about what it is, when it was active, etc. We'll publish whatever we have room for.



2023 Train Mountain Train Meet Schedule

| | Polar Bear | Spring Awakening | Narrow Gauge | Ops Meet | August Meet | Big Build | Fall Colors |
|-----------|------------|------------------|--------------|-----------|-------------|-----------|-------------|
| Work week | | 4/29-5/4 | 5/27-6/1 | 6/24-6/28 | 7/29-8/3 | 9/2-9/7 | |
| Meet | 1/14-1/16 | 5/5-5/7 | 6/2-6/4 | 6/29-7/2 | 8/4-8/6 | 9/8-9/10 | 10/6-10/9 |

Join Train Mountain Now!

Register or Join - https://trainmtn.org/tmrrmembers/Member_Portal.aspx

The Mountain Gazette

Page:1

November 2022

2023 Work Weeks and Meets

Polar Bear Meet

Saturday, Jan. 14 to Monday, Jan. 16, 2023
(No Banquet)

Spring Awakening Work Week

Saturday, April 29 – Thurs., May 4, 2023

Spring Awakening Meet

Friday, May 5 - Sunday, May 7, 2023
(Banquet 6:00 PM Saturday)

Narrow Gauge Work Week

Saturday, May 27 – Thurs., June 1, 2023

Narrow Gauge Meet

Friday, June 2 – Sunday, June 4, 2023
(Banquet 6:00 PM Saturday)

Operations Set-up & Work Week

Saturday, June 24 – Weds., June 28, 2023

Operations Meet

Thursday, June 29 – Sunday, July 2, 2023
(Banquet 6:00 PM Saturday)

August Work Week

Saturday, July 29 – Thurs., August 3, 2023

August Meet

Thursday, Aug. 4 – Sunday, Aug. 6, 2023
(Banquet 6:00 PM Saturday)

Big Build Work Week

Saturday, Sept. 2 – Thursday, Sept. 7, 2023

Big Build Meet

Friday, Sept. 8 – Sunday, Sept. 10, 2023
(Banquet 6:00 PM Saturday)

Fall Colors Meet

Friday, Oct. 6 – Monday, Oct. 9, 2023
(Banquet 6:00 PM Saturday)

Halloween!

Photos submitted by members

Last month, we put out a call for members to send in photos of your home tracks decorated for Halloween. Five of you responded with your horror-ful decorations. Everyone mentioned that spooking up for the holiday brought in droves of visitors—especially nice at the end of the running season when we want to go out with a bang.

Shady Dell—Portland, OR



What's spinning on the turntable?

Ghost Train

By Hank Snow

Originally released in 1963

Hank Snow was a Canadian-American country musician who had a career that spanned more than 50 years. He recorded 140 albums and charted more than 85 singles on the Billboard country charts from 1950 until 1980.

*He wrote and performed a **lot** of songs about trains. Look 'em up. Johnny Cash covered several of them.*

Halloween!

Photos submitted by members

Kitsap live steamers—Kitsap, WA

For approximately the last 15 years the Kitsap Live Steamers have had a night run Ghost Train on the Saturday closest to Halloween. This is a charity run for the Kitsap Foster Children's Association. All proceeds go to this organization. The Foster Children and their families set up Halloween Scenes in the forest along our tracks. This year we had 10 trains hauling passengers and hauled **1645 passengers in three hours and forty-five minutes**. This meant we had a train leaving the depot every two minutes. This Ghost Train funds the Kitsap Foster Kids activities for the year.



Jeff Davis' backyard track—Longview, WA

Jeff reports that over 400 neighbors rode his Halloween train.



Halloween!

Photos submitted by members

Houston Area Live Steamers



Vancouver Island



K&W Pumpkin Express

Photos submitted by Tom Watson



Winterizing your Steam Engine

By Jeff Mills

This is a good time of year to winterize your Steam Engine. These following suggestions will vary by each engine as there are numerous configurations to deal with. One of the biggest hazards of winter storage of a Steamer is freezing. Freezing water expands by 9% and can exert up to 100,000 pounds of pressure per square inch. This factor can damage any part of our scale steamers, as the components are of materials that cannot withstand these pressures.

First, drain all water possible by gravity. This is accomplished by opening drain cocks on the boiler and tender; be sure to have a valve open at the top of the boiler to allow venting. Next, pressurize the boiler with air. Start at the highest point and open the control valves one at a time. This will force the water to the lowest point on the engine. After this is completed, open the drains on the boiler again one at a time starting with the highest first.

This should have removed most of the water in the systems of the steam engine. Next on the list is to purge the cylinders of any moisture. With the boiler still pressurized-open the drain cocks (make sure the engine is tied down so it cannot run away). With the Johnson Bar in neutral open the throttle valve and leave it open until there is no more water coming out. Close the throttle. Those with engines equipped with automatic drain cocks may have to remove them for this procedure. A squirt of steam oil into the cylinders will help to prevent corrosion. With a mechanical lubricator, moving the lubricator arm manually will work. On displacement lubricators disconnect the lube pipe and pour some oil in. Make sure the water is drained on displacement lubricators .

Next is purging the water pumps and injectors. Disconnect the feed pipes to the pumps and injectors-and blow compressed air using an air nozzle into the water inlets for each of these auxiliary components. This can be accomplished in two ways: either by placing the air nozzle in the tender where the water enters the piping, or by disconnecting the piping at the connection of the tender engine interface. It is a good idea to leave the water connections between the tender and locomotive disconnected for storage. Do not forget to do the hand pump also. I have found this is a good time to remove the injectors for a cleaning. You can use a sonic jewelry cleaner for this.

Once you have all the water removed from the locomotive, now is a good time to lubricate all the lube points on the engine. Wipe all excess oil and grease as they will attract dirt. If there are any water filters this is a good time to service them. If possible, take a shop vac and vacuum the interior of the tender.

If you use LBS or other similar water treatment there is no need to take steps for corrosion prevention. If you do not use a water treatment a soluble oil treatment can be added to the boiler before starting the process of getting everything drained. This procedure is outlined in the book, "So You Want To Build A Live Steam Locomotive" by Joseph Foster Nelson.

With all these procedures completed, now is a good time to remove the safeties and use a bore scope to inspect the interior of the boiler. The condition of the interior of the boiler is important. Buildup of scale reduces the heat transfer from the fire tubes to water. Excessive corrosion can be detected. Either of these can cause a decrease in boiler performance and/or boiler failure. There are several procedures that can be taken if a fault is discovered. These procedures can be researched for the cure of these problems.

One last thing: leave all the valves partially open. The scale size valves can seize if left in the closed position.

Store your steam engine in a warm, dry environment. Make a list of all the connections and components loosened or removed. This way in the spring you can use it as check list to put your locomotive back into service.

Greetings from Joyce at the front office:

Overnight in late October Mother Nature flipped the switch. The weather did a 180 degree turn and brought us snow and very chilly weather. Despite all of that the visitors are still coming in. We have recently had many who have driven by a number of times on their way to somewhere else and who finally decided to drop in. They have all been quite impressed and very enthusiastic about what they discovered here.

Harvest Hosts has named Train Mountain one of their top 200 hosts out of 4,000. While I don't know where exactly we stand in that top 200, the honor is based on number of Harvest Hosts visits and their member reviews. Kudos to all who make a Harvest Hosts stay at Train Mountain a memorable and incredible experience.

Great news! (But most of you probably already know it.) The 2022 Triennial video is out! We have lots of copies in stock. It is available online through the Train Mountain Railroad website and through the Train Mountain online store. To purchase through the website, click on the narrow rectangular button above the video cover photo. To purchase from the online store, click on the box below the video cover photo. Here's the link to the website: <https://trainmtn.org/tmrr/index.shtml>

I have watched the video myself and all I can say is "Wow!" The filming and production crew really knocked this one out of the ballpark!

If you previously had trouble purchasing the video through the website, please try again. Work has been done on the ordering page to correct some issues that we were having before and if you want to purchase through Train Mountain's online store instead, you shouldn't run into any trouble at all. Be sure to use this [fresh link](#).

My apologies for not having corrected links to https in the October email giving the link to the October Gazette. The old http links either run one into error pages or the old un-secure website.

The Klamath & Western Railroad Pumpkin Express was a hit with the locals and non-locals alike.

2023 memberships and meet sign-ups are now available online or through the office.

Both online registration and downloadable forms for printing and mailing are available on the website. If you need assistance with signing up online, you can call me at 541-783-3030.

Much work has been done on the Loft shower and bathroom renovations. Though it isn't 100% completed, it is now usable for members who want to do an overnight stay in this room. To make a reservation and to get the rates, please phone the office.

Here's wishing you all a warm and Happy Thanksgiving!

New Board Member TMI and FTM

Jerry Crane

The Board of Directors of Train Mountain Institute and Friends of Train Mountain are happy to announce the election of a new Board member. Jeff Mills is joining the two Boards and will serve as Member at large in both organizations. One of the duties Jeff will be taking on is directing visitor operations.

Navigating Train Mountain Webpages

Danny Chamrad

The good news this month is that many of the servers/cameras are coming back on-line. The bad news is that there are still some that aren't up and running at this time. With that said, let's continue with our review of the TMRR webpage. We were looking at the column on the right side of the page, and last discussed the Steiger Butte camera page.

Below the Steiger Butte link is the Live Camera Page Link. Since many of the cameras on the "Click Here for Trains Moving Today" webpage still aren't up, let's not review that page until later when more servers/cameras are online. Instead, we will check the next box below this one.

This box provides the link to the Mountain Gazettes. If you click on this link, https://trainmtn.org/tmrr/pages/gazette_v-1.shtml, you will be taken to a page which provides access to current and previous Gazettes. Reading through these past Gazettes is quite enlightening and entertaining. There are pictures of people and events as far back as 2001. You never know what you might find in these Gazettes.

I was quite surprised to find something of interest to me in the July 2003 Gazette which covered the 2003 Triennial. I saw these Dash 8 engines, and I'm pretty sure that I know the person that owns them today. Small world!



Below the link to the Gazette archives link is another box which provides a useful link to the current Gazette which saves a little time finding the current Gazette.

Below the current Gazette link is a "Purchase Video On-Line" box which takes you to the Triennial Video Sales webpage, <https://trainmtn.org/tmrrmembers/videosales1.aspx>, where you'll be able to purchase the 2022 Triennial VIII DVD, as well as some previous Triennial videos. Below this link is a box, "Train Mountain Triennial 2022", which links you to a short video which provides some interesting clips of Triennial VIII. I ordered a Triennial VIII video using a credit card and did not encounter any problems. Thanks to Dale Furseth who devotes much time to maintaining many aspects of Train Mountain webpages.

**Best Diesel
Sound System
Dave Bosbery**

The box below the video box has a green background with yellow letters which directs you to the Train Mountain Store. Items available through the store site include the new 2022 Triennial Video, Safety Cables, TM Flags and more. Availability of items on the site varies as existing inventory is sold and new inventory becomes available. As an aside: The Company Store at Train Mountain has a large variety of railroad themed items, so be sure to visit the store while you are at Train Mountain, too. If you are interested in volunteer opportunities with the store, you can call 541-783-3030.

A little below and to the left of the Company Store box is a small box with small letters which provide a link to Membership Information, https://trainmtn.org/tmrr/pages/membership_Info.shtml. This is the same link that is also found on this webpage's left column, second box down from the top below the Home box labeled as Membership Information, https://trainmtn.org/tmrr/pages/membership_Info.shtml. We will cover this link when we review the links provided by the boxes in the left column of this webpage.


Below this box is a timer which counts down to the first meet of 2023, the Polar Bear Meet.

Until next month, enjoy browsing the webpages. Danny

CLASSIFIEDS


2018 Triennial Video Now Available

The 2018 Train Mountain Triennial video from Aaron Benson at 7Idea Productions is now available. You can order online at the link shown or you can call the office at 541-783-3030 to get your copy. This is a most enjoyable video created by a true video artist and of course it just happens to be about our most favorite subject! The cost of the video is just \$29.95, quite a bargain!



Our good friend Jim over at Discover Live Steam has placed ads for us on his terrific website, thanks Jim. discoverlivesteam.com

Did you see the great article and front cover story from the January / February 2019 issue of Live Steam and Outdoor Railroading? It is a great article covering the 2018 Triennial. and the great gang of folks that hang around the place and put on terrific live steam trainmeets. As an added bonus there is a photo album by member Michelle Moore! How about that! Pretty cool!



Crater Lake/ Train Mountain Vacation Rentals

Crater Lake Chalet

Located on Hwy 422, only 1 mile off Hwy 62 and 2 miles from Hwy 97 in the Chiloquin area. This house is at north end of Train Mountain and contiguous to Train Mountain.




This comfortable house sits on 35 beautiful acres. 2 bedrooms and 2 bathrooms. Can sleep up to 6 people.

Panoramic View Ranch House / Crater Lake

This ranch house is located on Hwy 62, and attaches to the west side of Train Mountain. The 56 acres, panoramic views of Agency Lake and



the Cascades. Enjoy a peaceful and private experience. 4 bedrooms and 2 bathrooms. Can sleep up to 8 people.



For more information please call: **Julie 415-756-3943** or **Mike 415-420-9026**

10% off for train mountain members

www.getawayvacationhome.com

CLASSIFIEDS

The Potbelly cafe



Located only 1.5 miles off Hwy 97 in Downtown Chiloquin in the same building as the Post Office 212 1st Ave-



Good Service
Good Food
Friendly Folks



Crater Lake Junction Travel Center

34005 Hwy 97 N, Chiloquin, OR 97624, 541-783-9800

The Crater Lake Junction Travel Center opened for business in 2010, and is owned by the Klamath, Modoc and Yahooskin Tribes. Open 24 hours a day and located just next door to Kla-Mo-Ya Casino as you enter, this travel center offers competitive fuel prices and many convenience items.

Travelers can fuel up with gas, diesel, or propane. Stop in for a snack or soda, or grab a quick meal featuring food to go or you can eat it there, Free Wi-Fi, a comfortable lounge with large screen TVs, laundry and shower facilities, and ATMs are all available.

WE ARE ALL VOLUNTEERS
DON'T YELL AT ME, I AM A VOLUNTEER!

HAVE SOMETHING YOU WANT TO SELL?

Place an ad in the Gazette!

1/8 Page: \$25/month or \$250/year

1/4 Page: \$40/month or \$400/year

1/2 Page: \$70/month or \$700/year

Full Page: \$125/month or \$1250/year

Published by Train Mountain Railroad

P.O. Box 438

Chiloquin, OR 97624

Email: info.at.tmr@gmail.com Phone: 541-783-3030

Contributors: TMRR BOD, Friends, TMI

Photos: Tom Watson



Please submit your volunteer hours. If you work off site or at home on Train Mountain projects - these hours count.



REMEMBER: No job is complete without the paperwork!

I AM NOT A ROBOT!

There have been a few changes made to the member's site, specifically where payment information is entered. The most noticeable change is that we have added a question asking if you are a robot. You check the box and depending on a bunch of things, you may be asked to choose from a set of pictures. You may be asked to click the pictures that show street signs, or click on pictures that show store fronts. It seems silly, but the questions and challenges are carefully crafted and updated by Google, and have an amazing success rate at determining if the entity pressing the keys is a real person or a computer program ("robot") trying to gain access.

The technology is called "CAPTCHA", or in our case "reCAPTCHA" and is quickly being the standard for online protection against robots, which pose a real problem to web sites. This is replacing the (to me) very irritating practice of trying to figure out what letters and numbers they are showing in fuzzy text. If you have questions or problems getting around the new challenge (or if you are a robot!), feel free to give Joyce a call in the office.

Dale Furseth, "the computer guy"

NOTICES

Gazette PUBLICATION DEADLINE:

Submissions to the Gazette must be received by the 15th of the month of publication.

The fifteenth of the month is to be the last day to submit material. Material received after the 15th of the month may be held until the following month or rejected.

SUBMISSION CRITERIA

Articles and ads may be submitted via a pdf file, MS WORD, Open Office, notepad, or similar text file attached to an email. **The email SUBJECT line must include your article title and a date.**

Please give each article a distinct file name with your name and a date. If everyone submits an article named "article for gazette" or something similar it will often get overwritten by another article with the same name when downloading. **Articles sent as text in a email text will no longer be accepted.**

Please use ARIAL 12pt font—it can be displayed in all Browsers, and is easy to read. Please do NOT use the Calibri or Times New Roman font, as we must take the time to convert it to Arial.

If your document has an embedded image, you must also include the image separately as a jpg, png, or similar image file.

Please send all articles to lucindagilman@gmail.com.

Visitors to Train Mountain and YOU:

Train Mountain is very popular and is continually attracting visitors from throughout the world. We announce that our hours are from 9:00 AM until 3:00 PM Monday through Friday during the summer, and 10:00 AM to 2:00 PM during the winter. The office is closed on weekends except during meets, and then only when volunteers are available to open the office.

Our insurance advisors request that all people (members and visitors) complete and sign a liability release. If **YOU** as a member encounter visitors on the property without a visitors pass please direct them to the office so that we can insure that a release has been completed and a visitors pass has been issued.

If **YOU**, as a member, open the gate and allow visitors to pass through - **YOU** are responsible to see that the release has been completed, and **YOU** are liable for them until they sign a release. Releases are available in the mailboxes near the office for those times when the office is closed. There are also releases available in the kitchen and in the Back Shop.

If you do not want to, or do not have the time to, ensure that the releases are completed - then please graciously explain that the train park is closed to visitors and that the open hours are normally (Winter - 10:00 AM until 2:00 PM) (Summer - 9:00 AM until 3:00 PM) Monday through Friday. To arrange other hours visitors should call the office at 541-783-3030.

Please Volunteer at a Train Mountain Meet!

Train Mountain is a NO SMOKING Facility

During recent events, many Members and their Guests have been ignoring this policy. There are only three designated smoking areas at Train Mountain:

- (1) Outside the front of the Backshop
- (2) Outside the east door of the Hall of Flags
- (3) Outside the Motor Pool (Maintenance Building)

Due to the high fire danger at Train Mountain during the summer, we have zero tolerance for anyone smoking outside one of the designated areas.

There is NO SMOKING anywhere out on the track!

Members, Guests, and Visitors that continue to violate the Train Mountain Smoking Policy may be asked to leave.

What is Amazon Smile?

In a nutshell, it is a way for Train Mountain to receive 501c3 donations from Amazon. According to Amazon: AmazonSmile is a simple and automatic way for you to support your favorite charitable organization every time you shop, at no cost to you. When you shop at smile.amazon.com, you'll find the exact same low prices, vast selection and convenient shopping experience as Amazon.com, with the added bonus that Amazon will donate a portion of the purchase price to your favorite charitable organization. You can choose from nearly one million organizations to support.

When you go to Amazon Smile, choose Train Mountain Institute as your charity. In order for this to work, you must always start from Amazon Smile. Then all else is the same, your account, wish lists, etc. Also available is a direct link: <http://smile.amazon.com/ch/27-4031025> for the TMI account.

The AmazonSmile Foundation will donate 0.5% of the purchase price from your eligible AmazonSmile purchases. I found that just about everything I purchased lately is eligible.

If we can get a large number of Train Mountain supporters to take advantage of the Amazon Smile program, this could result in sizable donations to Train Mountain.

[Click here for more information.](#)

New Gate Code

Due to security concerns, the Gate Code for the Train Mountain Main Gate may be changed at any time without notice. Any Member planning to arrive at Train Mountain when the Office is closed will need to contact the Office prior to arrival to ensure they have the current Gate Code.

Get New Gate Code—Call Office 541-783-3030

Train Mountain Volunteer Hours

Name: _____

Month & Year: _____

[illegible]

Volunteer Hours Reporting

Dale Furseth has worked his techie magic on the member's part of our website again. You can now report your monthly volunteer hours online. From the Train Mountain Railroad home page, click on "Online Member Resources: Join Train Mountain: "Register for Meets", then on "Enter Volunteer Hours" or go there directly with this link:

https://trainmtn.org/tmrrmembers/Member_VolunteerHours.aspx

Choose your name from the drop down menu, enter your total hours in the box that matches the month you are reporting your hours for and click on “Update Information” to submit them. So-o-o simple! We hope you enjoy using this feature.