



# The Mountain GAZETTE

© 2023, Train Mountain

An Official Publication of the Train Mountain Institute and TM Railroad—Issue Vol. #5 Issue #17 **December 2023**

## December

Hello everyone,

It's almost the turn of the year. Most of our tracks are shut down and we, at least, are thinking of sunnier days, or of running indoors on smaller gauges. We just got into N scale, so our trains weigh either a couple of ounces or 800 pounds.

This issue features good articles on the upcoming Ops Meet and Triennial; Joyce on TM happenings; and a cool article on mapping Train Mountain with open-source software. Check 'em out.

If you haven't renewed your membership for 2024, now is a good time and online is a good way!

Happy holidays,

Lucinda Gilman and Xander Geraghty

Lucindagilman@gmail.com



### 2024 Train Mountain Train Meet Schedule

	Polar Bear	Spring Awakening	Narrow Gauge	Ops Meet	Summer Meet	Big Build	Fall Colors
Work week		4/27-5/2	5/25-5/30	6/22-6/26	7/27-8/1	8/31-9/5	
Meet	1/13-1/15	5/3-5/5	5/31-6/2	6/27-6/30	8/2-8/4	9/6-9/8	10/4-10/7

**Join Train Mountain Now!**

Register or Join - [https://trainmtn.org/tmrrmembers/Member\\_Portal.aspx](https://trainmtn.org/tmrrmembers/Member_Portal.aspx)

**The Mountain Gazette**

Page:1

**December 2023**

# Train Mountain 2024 Operations Meet

## Changes are in the works!

**Richard Croll, Train Master**

Last month, I wrote that the Operations Meet would start on Thursday, June 27<sup>th</sup> with the work week starting on Saturday, June 22<sup>nd</sup>. The work week's starting date will not change, but we are planning to move the start of operations to Tuesday afternoon, if the meet set-up goes as planned.

As we close out 2023 and look forward to next year, I would like to take some time to acknowledge all the work that Jim Armstrong and his wife Gwen have done over the years to make the Train Mountain Operations Meet the enormous success that it has become. Jim developed the Switch List System that has been used for many years to keep track of and control the movements of the many freight cars used. The last few years it has been around 170 cars. I do not think many of those who have participated realize how many hours Jim and Gwen spent making those switch lists magically appear on Thursday morning. I know they burned the midnight oil on countless occasions. Then they spent many hours handling the freight office. I believe it has mostly been the last couple of years that they got some much-needed help in the freight office.



For 2024, with Jim's blessing, we are retiring the old Switch List System, and moving to a new system based on the Train Game software. The intention is to maintain most if not all the features of the old system and add some new ones. Although it was not selected much, the old system had the ability to make switch lists on defined routes. The hope going forward is to do more of that, but also retain the ability to do the very random routing we are all familiar with. While the defined route is more prototypical, a lot of our participants like the challenge presented by those sometimes-crazy random switch lists. I remember having to wye our train 3 times doing one of those.

If you are wondering how the Operations Meet will differ from the Train Game, the biggest difference is that in the Train Game, the participant picks from the available cars and does the move. During the Operations Meet, a switch list of cars will be provided.

The committee believes that the new system will allow us to set everything up much more quickly, and therefore make the earlier start possible. We should have the actual schedule sometime in the next month or so. The new system will likely be used to move cars for the set-up, and maybe score points doing that.

I welcome any comments or suggestions for the 2024 Train Mountain Operations Meet. Please send them to me at [rcroll@tmrr.org](mailto:rcroll@tmrr.org).

# Triennial Update

Paul Hingst

Happy December all! It's warm and sunny today in Southern California, which seems a long way from the rain and possible snow Train Mountain will get tonight! Just a short update from your Triennial Committee this month.

We've been hard at work eating turkey and stuffing, and making plans for our next Triennial. In case you missed the last edition of the Gazette, Train Mountain will be hosting the next Triennial in June 2025. We're currently focused on volunteers – the lifeblood of Train Mountain and the Triennial.

The Train Mountain community is amazing! Did you know we're on Facebook? Of course you did! But in case you didn't, we're also getting the word out about the Triennial and volunteer opportunities on the [Train Mountain Railroad Facebook page](#). Please follow, like, and check there for updates! Thank you to the clubs who responded to our recent post:

Canterbury Society of Model and Experimental Engineers – Christchurch, NZ

Orange County Model Engineers – California, USA

North Georgia Live Steamers – Georgia, USA

New Jersey Live Steamers – New Jersey, USA

Fingers Lakes Live Steamers – New York, USA



June 2025

Sunday	Monday	Tuesday	Wednesday	Thursday	Friday	Saturday
1	2	3	4	5	6	7
8	9	10	11	12	13	14
15	16	17	18	19	20	21
SETUP WEEK			TRANSITION			
22	23	24	25	26	27	28
			TRIENNIAL			
29	30				July 4 <sup>th</sup>	

**We want to hear from you!** Sharing our passion for Train Mountain and the hobby is so rewarding to us, and we'd like to share this experience with you! Please e-mail us at [Triennial@tmrr.org](mailto:Triennial@tmrr.org) with suggestions, comments, feedback, ideas, or if you want to help with the Triennial!

## 2025 Triennial Committee

E-mail: [Triennial@tmrr.org](mailto:Triennial@tmrr.org)

### Committee Chair

Cheryl McInnes: California.

### Committee Co-Chairs

Roz Hawley. Washington.

Paul Hingst. California.

Allen Howard: Oregon.

Debra Howard, Oregon.

Russ Wood. Oregon.

Register or Join - [https://trainmtn.org/tmrrmembers/Member\\_Portal.aspx](https://trainmtn.org/tmrrmembers/Member_Portal.aspx)



# Have You Ever Been Lost at Train Mountain?

Nancy and Harrison Devine

So, answer the question, honestly! What did you do when you got lost? Just ran for several hours until you just happened to end up somewhere you recognized? Tried following the mythical “green ball” route by setting all the switch stands to green? Maybe you used a map! For many members running equipment at Train Mountain, leaving Central Station without a map would be a crisis in wayfinding. We think you will agree that having an accurate map of Train Mountain is useful for all of us. Even those of us who have enough experience to just head out on the rails without checking the map often just review the map for fun.

The current map of Train Mountain is drawn in a CAD (Computer Aided Design) program. This is the map that everyone receives in their meet packet and that’s printed at the back of the Spur Bulletin. But did you know there are other maps of Train Mountain? Google maps shows part of Klamath and Western’s track. And then there’s OpenStreetMap.

OpenStreetMap (OSM) is an open-source map that anyone can edit. It’s like Wikipedia for maps. Since OSM is freely licensed, anyone can use the data if they attribute the data to OSM. This is important for Train Mountain because the Train Game uses the OSM data to create the map in the Train Game App. Since members of Train Mountain are experts on what’s here, we are in the best position to update OSM with all the relevant data about our location. Anyone with interest in mapping can learn to edit OSM and add features of the environment around Train Mountain (or anywhere else you are.)

In June 2023, during the work week preceding the Operations Meet, Harrison Devine, an OSM expert, worked to add relevant data to the area around Train Mountain. (For the OpenStreetMap of Train Mountain, see this [link](#).) A railroad enthusiast who has never been to Train Mountain traced the satellite imagery about 10 years ago. Another railroad mapping enthusiast, who lives in Brazil, added the gauge information. Over the years, various OSM users have edited and improved the data to show which tracks are one way, which are part of the main line, and where switches and crossings are located. Additionally, we’ve been adding the locations of the porta-potties, fire extinguishers, backpack firefighting pumps, and picnic tables. There’s even track-level imagery on the internet on a site called Mapillary. (See this [link](#).) See Figure 1 for an example of the track-level imagery.




Figure 1 Screenshot of Mapillary track-level view at South Portal Circle.

Since the maps used in the Train Game are from OpenStreetMap, the accuracy of the data is critical for precise rendering in the Train Game. In the future, the amenities, such as fire extinguishers and picnic tables, shown on OSM will show on the Train Game maps. Also, the next edition of the Spur Bulletin will include map snips based on OSM data to help find the location of the sidings shown on each page. See Figure 2 for an example of the default OSM map and a simplified visualization created with QGIS (Geographic Information System software).



Figure 2 Side-by-side comparison of Grand Junction on OpenStreetMap (left) and an example of the extracted data of interest using QGIS (right).

But the possibilities don't end there. With this kind of open data, it is possible for anyone to find answers to questions or create a customized map. For example, how many switches are mapped? 391! How about length of track? Over 26 miles! We've only scratched the surface with some simple statistics. What about turn-by-turn directions while you are out on the railroad? (Wouldn't that be cool?!) Or a Train Mountain geography quiz so you can learn your way around.

If you have interest in adding to the map of Train Mountain, please contact us at [nancydevine63@gmail.com](mailto:nancydevine63@gmail.com) and [hdevine825@gmail.com](mailto:hdevine825@gmail.com). We hope you enjoy browsing the track-level images over the winter as you memorize the routes you'll use during next year's Operations Meet!

## Greetings from Joyce at the front office:

Have any of you been watching the Train Mountain online cameras or daily photos? During the month of November bucks and does were hanging out near the fuel yard and at Hairpin track division and a bobcat has been making tracks near the tunnel exit. Oh, yeah, and there has been a black and white kitty cat, possibly feral, along the tracks, too!

Our morning temperatures are even chillier than last month, which is usual. We have been getting some rain and snow mixed with a little sunshine here and there.

Kitties Charlie and Maggy are doing well. Charlie is spending most of his time in the office while Maggy spends her time in the Hall, but sometimes they both come in the office. Although he sometimes abandons me for some interesting looking ground critter, Charlie cat is still getting me out for walks and Maggie likes to try to get me to share my lunch with her.

2023 boasts 401 memberships with 710 members. Membership for the 2024 year is now at 115 memberships and 185 members. Sign up for membership and meets online, by mail or in the office if you want to renew, join or sign up for a meet.

Visitor traffic has dropped considerably given the weather, but visitors nevertheless are still coming in. Next week, a small group of Australians will be making a long-planned journey to Train Mountain for their second visit. I am looking for one or more members who might want to meet up with them on December 18<sup>th</sup>, 19<sup>th</sup> and/or 20<sup>th</sup>. They love our members' stories and being shown around Train Mountain. They also like a good cup of Joe while sitting around the table talking in the kitchen.

It is hard to believe that another year has just about slipped by, but it has. It has been a busy and fun year.

Thank you so much to everyone who volunteers and contributes to Train Mountain! You are all superb!

Happy Holidays and Happy New Year!  
Have a fun holiday season!

We are looking forward to seeing all of you again next year.



## What's spinning on the turntable?

### Hank Snow

#### Canadian Pacific

Canadian Pacific was written by Ray Griff and recorded by Hank Snow in 1971. It is a personal favorite for combining ukuleles and Canada, two of our favorite things after trains.

Snow was a Canadian country-western star of the fifties who overcame significant adversity and poverty in the Great Depression to rise to stardom with the support of his mother. Go Mom.






# CLASSIFIEDS


## 2022 Triennial Video Now Available

The 2022 Train Mountain Triennial video from Aaron Benson at 7Idea Productions is now available. You can [order online](#) or call the office at 541-783-3030 to get your copy. This is a most enjoyable video created by a true video artist and of course it just happens to be about our most favorite subject! The cost of the video is just \$29.95, quite a bargain! Videos of past Triennials are also available.



Our good friend Jim over at Discover Live Steam has placed ads for us on his terrific website, thanks Jim. [discoverlivesteam.com](http://discoverlivesteam.com)

Did you see the great article and front cover story from the December / December 2023 issue of Live Steam and Outdoor Railroad-ing? It is a great article covering the 2022 Triennial, and about the great gang of folks that volunteer at Train Mountain and put on terrific live steam train meets. Pretty cool!



## Crater Lake/ Train Mountain Vacation Rentals

### Crater Lake Chalet

Located on Hwy 422, only 1 mile off Hwy 62 and 2 miles from Hwy 97 in the Chiloquin area. This house is at north end of Train Mountain and contiguous to Train Mountain.




This comfortable house sits on 35 beautiful acres. 2 bedrooms and 2 bathrooms. Can sleep up to 6 people.

### Panoramic View Ranch House / Crater Lake

This ranch house is located on Hwy 62, and attaches to the west side of Train Mountain. The 56 acres, panoramic views of Agency Lake and



the Cascades. Enjoy a peaceful and private experience. 4 bedrooms and 2 bathrooms. Can sleep up to 8 people.



For more information please call: **Julie 415-756-3943** or **Mike 415-420-9026**  
**10% off for train mountain members**

# CLASSIFIEDS

## The Potbelly cafe



Located only 1.5 miles off Hwy 97 in Downtown Chiloquin in the same building as the Post Office 212 1st Ave-



**Good Service**  
**Good Food**  
**Friendly Folks**



## Crater Lake Junction Travel Center

34005 Hwy 97 N, Chiloquin, OR 97624, 541-783-9800

The Crater Lake Junction Travel Center opened for business in 2010, and is owned by the Klamath, Modoc and Yahooskin Tribes. Open 24 hours a day and located just next door to Kla-Mo-Ya Casino as you enter, this travel center offers competitive fuel prices and many convenience items.

Travelers can fuel up with gas, diesel, or propane. Stop in for a snack or soda, or grab a quick meal featuring food to go or you can eat it there, Free Wi-Fi, a comfortable lounge with large screen TVs, laundry and shower facilities, and ATMs are all available.

**WE ARE ALL VOLUNTEERS**  
**DON'T YELL AT ME, I AM A VOLUNTEER!**



**HAVE SOMETHING YOU WANT TO SELL?**

Place an ad in the Gazette!

1/8 Page: \$25/month or \$250/year

1/4 Page: \$40/month or \$400/year

1/2 Page: \$70/month or \$700/year

Full Page: \$125/month or \$1250/year

Published by Train Mountain Railroad

P.O. Box 438

Chiloquin, OR 97624

Email: [info.at.tmr@gmail.com](mailto:info.at.tmr@gmail.com) Phone: 541-783-3030

Contributors: TMRR BOD, Friends, TMI

Photos: Tom Watson



**Please submit your volunteer hours. If you work off site or at home on Train Mountain projects - these hours count.**



**REMEMBER: No job is complete without the paperwork!**



# NOTICES

## **Gazette PUBLICATION DEADLINE:**

Submissions to the Gazette must be received by the 15th of the month of publication. The fifteenth of the month is to be the last day to submit material. Material received after the 15th of the month may be held until the following month or rejected.

### **SUBMISSION CRITERIA**

Articles and ads may be submitted via a pdf file, MS WORD, Open Office, notepad, or similar text file attached to an email. **The email SUBJECT line must include your article title and a date.**

**Please give each article a distinct file name with your name and a date.** If everyone submits an article named "article for gazette" or something similar it will often get overwritten by another article with the same name when downloading. **Articles sent as text in a email text will no longer be accepted.**

Please use ARIAL 12pt font—it can be displayed in all Browsers, and is easy to read. Please do NOT use the Calibri or Times New Roman font, as we must take the time to convert it to Arial.

If your document has an embedded image, you must also include the image separately as a jpg, png, or similar image file.

Please send all articles to [lucindagilman@gmail.com](mailto:lucindagilman@gmail.com).

## **Visitors to Train Mountain and YOU:**

Train Mountain is very popular and is continually attracting visitors from throughout the world. We announce that our hours are from 9:00 AM until 3:00 PM Monday through Friday during the summer, and 10:00 AM to 2:00 PM during the winter. The office is closed on weekends except during meets, and then only when volunteers are available to open the office.

Our insurance advisors request that all people (members and visitors) complete and sign a liability release. If **YOU** as a member encounter visitors on the property without a visitors pass please direct them to the office so that we can insure that a release has been completed and a visitors pass has been issued.

If **YOU**, as a member, open the gate and allow visitors to pass through - **YOU** are responsible to see that the release has been completed, and **YOU** are liable for them until they sign a release. Releases are available in the mailboxes near the office for those times when the office is closed. There are also releases available in the kitchen and in the Back Shop.

***If you do not want to, or do not have the time to, ensure that the releases are completed -*** then please graciously explain that the train park is closed to visitors and that the open hours are normally (Winter - 10:00 AM until 2:00 PM) (Summer - 9:00 AM until 3:00 PM) Monday through

**Please Volunteer at a Train Mountain Meet!**

## **Train Mountain is a NO SMOKING Facility**

During recent events, many Members and their Guests have been ignoring this policy. There are only three designated smoking areas at Train Mountain:

- (1) Outside the front of the Backshop
- (2) Outside the east door of the Hall of Flags
- (3) Outside the Motor Pool (Maintenance Building)

Due to the high fire danger at Train Mountain during the summer, we have zero tolerance for anyone smoking outside one of the designated areas.

**There is NO SMOKING anywhere out on the track!**

Members, Guests, and Visitors that continue to violate the Train Mountain Smoking Policy may be asked to leave.

**I've heard of that social media thing...**

If you want to get Train Mountain information and pictures while you're waiting for the next gazette, follow and like us on these social media platforms:



**YouTube**

Facebook: [/trainmountainrailroad](https://www.facebook.com/trainmountainrailroad)

Instagram: [trainmountainrailroad](https://www.instagram.com/trainmountainrailroad)

Youtube: [trainmountainrailroad](https://www.youtube.com/trainmountainrailroad)

## **New Gate Code**

Due to security concerns, the Gate Code for the Train Mountain Main Gate may be changed at any time without notice. Any Member planning to arrive at Train Mountain when the Office is closed will need to contact the Office prior to arrival to ensure they have the current Gate Code.

**Get New Gate Code—Call Office 541-783-3030**



# Train Mountain Volunteer Hours

Name: \_\_\_\_\_

Month & Year: \_\_\_\_\_

[illegible]

## Volunteer Hours Reporting

Dale Furseth has worked his techie magic on the member's part of our website again. You can now report your monthly volunteer hours online. From the Train Mountain Railroad home page, click on "Online Member Resources: Join Train Mountain: "Register for Meets", then on "Enter Volunteer Hours" or go there directly with this link:

[https://trainmtn.org/tmrrmembers/Member\\_VolunteerHours.aspx](https://trainmtn.org/tmrrmembers/Member_VolunteerHours.aspx)

Choose your name from the drop down menu, enter your total hours in the box that matches the month you are reporting your hours for and click on “Update Information” to submit them. So-o-o simple! We hope you enjoy using this feature.