Volume 7- Issue 1

Voice of Train Mountain & Volunteers

Train Mountain Gazette

April 2026



Kitsap work week, Spring Awakening, Track updates, New roles, Ops changes & More!

A Letter From The Editor

It is with much excitement I am writing to you as the newest editor of the Train Mountain Gazette!

For those of you who don't know me, my time at Train Mountain started a couple of years ago when I accidentally dated a man who is very into trains. Fast forward a bit and now I live at Train Mountain, edit your gazette, and play trains.

Oh, the things we do for love!

But enough about me, I want you to know what to expect from the gazette as we move forward!

I am dedicated to doing my part to making this gazette best serve its members. I plan on bringing in some new life to the paper, and would love to hear from YOU if there's anything you'd like to see or contribute. I also have a few ideas 'd love some help with from some Train Mountain Veterans. If that's you, please reach out!

You can reach me at thelivingwellnesslounge@gmail.com

Lila Swanberg
Gazette Editor
Member Since '25

2026 Meet Schedule

Polar Bear

Januaray 16th - Januarary 19th

No work week

Spring Awakening

April 23rd - May 5th

Narrow Gauge

May 23rd-May 31rst

Operations

June 20th - June 28th

Hot August Nights

August 1st - August 9th

Big Build

September 5th- September 13th

Fall Colors

October 9th - October 12th

Spring Awakening

Task List 1

By Jeff Shelby

1. **Hang broom and dustpan outside main office door.**
2. **Empty sawdust bags and clean dust collector room.**
3. **Paint all the signal towers silver. Use a brush not spray.**
4. **Replace board on walk way railing.**
5. **Build new concrete ramp into office.**
6. **Remove old office ramp and build new handrail.**
7. **Cover butt ugly hoses that go up the bathroom wall behind the hall of flags.**
8. **Move Pacific Railcar model to the burn pit.**
9. **Install 6" drop door stops on kitchen door and back door of the hall of flags.**
10. **Finish flashing on coal mine.**
11. **Paint missed spots on black bottom of coal mine.**
12. **Replace boards on back deck of loft.**
13. **Replace picnic table seat out at Steuer.**
14. **Move 5 display cases up from motor pool to hall of flags.**
15. **Move 2 display cases from hall of flags to the motor pool.**
16. **Fix low oil switch on generator that is on the air compressor flatbed.**
17. **Change oil in air compressor that is on flatbed.**
18. **Change oil in generator on same flatbed.**
19. **Repair door on men's bathroom behind hall of flags.**
20. **Pick up all unnecessary items on Central Station porch i.e. plastic tub, Jacks, old signs, and old parts.**
21. **Time delay on gate lowering at 4 way.**
22. **Clean out all the train cars on the walking tour.**
23. **Inspect and repair all loose parts and trip hazards in walking tour cars.**
24. **Assign someone to spray for wasps this summer in the walking tour cars.**
25. **Fix leaking roof in office and company store.**
26. **Remove dead stump on serpentine by Carol siding.**
27. **Find all badger holes along track and fill with gravel.**
28. **Restripe all parking spaces. Repaint no parking signs. Repaint train crossings.**
29. **Get used fire hose and paint yellow. Then nail down in gravel parking area to identify parking spots. Paint fire hose for handicap parking blue.**
30. **Repair bump stop. Talk to Steve Panzik.**

Spring Awakening

Task List 2

By: Jeff Mills

1. **Rake and Haul Forest Debris**
2. **Crane Water Tower Replace Rope (Jeff M Has some rope?)**
3. **Repair Manual Remote Operators (2 known with problems need to I.D.) Jeff Mills**
4. **Repair Track Shop Window (Clear Plexi Glass) Jeff Shelby**
5. **Paint and Letter Panzick Waterspout Jeff Shelby/ Russ Wood for lettering**
6. **Re-install Track Signs at Vitz Yard lead in track.**
7. **Paint Interior of Rio Grande Caboose Jeff Mills**
8. **Start Demo for Shower Project Jerry Crane**
9. **Any Finish Work In Visitor Center Paint and Through Clean Up. Jeff S. and Jeff M.**
    a. **Install Curtain**
    b. **Move old Furniture**
    c. **Determine size and type of floor mat for staff**
    d. **Determine any additional Staff Equipment**
10. **Make repairs to South End Permitter Fence (Rio Grande Area) Jerry Crane**
11. **Finish Plumbing for Food Truck. Finalize Installation Jerry Crane**
12. **Give Back Shop a through floor sweep and general clean up Jordon Dobsen**
13. **East Wall Carpenter Shop Wall Socket Jeff Shelby**
14. **Check out water hose bibs in Crisp Yard and Ellingston Turn Table. Make note of fittings that need replacement. Jeff Mills**
15. **Determine Area for the Gary Boss group to brush and chip (David Waterstreet)**

KLS Work Week

By Jeff Mills

The KLS Volunteers started to arrive on April 4th and 5th ready to go to work on the major projects planned for this work week. In attendance were the following volunteers: John Bartlow, Patrick Coleman, Jerry and Maydel Crane, John Croll, Kirk and Nancy Devine, Jordan and Edison Dobson, Steve and Lindsay Eddy, Tracy Flood, Joe Lagerstrom, Jeff Mills, Ken Olsen, Jeff Shelby, Rick Silveria, Bob Stevenson, Edwin Turula, David Waterstreet and Pam Williams.

There was a Welcome Dinner prepared by Dana and her husband, Chuck. This meal was a great reception for many of the volunteers and the leftovers provided lunch the next day.

Three major projects were the focus of this work week. First was to finish the utilities hook ups for the Food Service Trailer to be operated by Dana during the coming year. Having this on-site at TM will allow volunteers to spend less time off-site, but get excellent sustenance for their hard work.

The second project was the remodel of the Visitor Center. The goal is to create the look of a Train Station ticket counter as well as have more space to display TM merchandise. The old bathroom fixtures were removed and a pass-through window installed in one wall. The required carpentry work, plumbing, electrical and dry wall were done by John Bartlow, Kirk and Nancy Devine. The finish-carpentry will be completed by Jeff Shelby. This work will enhance the visitor experience while creating a more comfortable environment for Visitor Center Staff.

The third vital project is rebuilding two of the electric locomotive chassis used for Train Tours. About 75% of that rebuild was completed, expecting at least one to be running by the May 15th opening of the Visitor Center.

Raking and hauling were started in some areas with plenty left for Spring Awakening Work Week volunteers to do. John Croll delivered and assembled his creation of an Icing Platform to be placed at Weaver Siding during the OPS Meet.

Jeff Mills
TMI Board
Member since '12

Friday, we took our annual Track Inspection Tour. We started out with some clouds, but generally pleasant weather. By the time we got to Hope Circle, the weather had rapidly changed. The group chose to shelter at the Hope Picnic Pavilion which turned out to be the right one! We witnessed a storm producing thunder and lightning followed by hail. Joe Lagerstrom shot an impressive video, now posted on YouTube.

It shows the lighting in slow motion. To view Mother Nature's immense power, find it on Train Mountain Railroad YouTube page as: Lightning Strikes Frame by Frame.

All the Kitsap Live Steamers volunteers worked hard and accomplished very important work preparing for the 2026 season at Train Mountain. The TMI Board extends their appreciation and thanks to those participants.

On Track

By: Dale Furseth

I want to start by saying welcome back to the Gazette, and a thank you to Lila for taking over as Editor. We can all help make her new job easier by sending lots of articles each month.

As far as track work goes, I want to start by clearing up some social media beliefs. Train Mountain is open every day of the year to members. You can come and run anytime you want. Contrary to a lot of beliefs, it does not close in October and reopen in April.

Along with the track being open, members are out working on the track nearly every day of the year. This has been a fairly mild winter so a lot was achieved. Please remember that the track does not magically open when a group of members show up for the first meet. Hundreds of volunteer hours have already been logged making the track smoother, stronger and safer for all members to enjoy. But before I list this winter's projects, remember there is no "they" doing the work, as in "they need to fix that track".

It is all us members who have to pitch in and make things better.

There was a lot going on besides these items.

- Rebuilt, on the ground 22 switches, replacing worn components and replacing all ties.
- Machined pieces for 30 new 75' radius steel switches.
- Built over 250' new track panels.
- Built 15 new switches in the shop.
- Rebuilt 12 switches in the shop.
- Built 30 re railing plates for the store.
- Welded 20 new switch frogs.
- Cut 100 frog diamonds for #9 switches.
- Did some bat-proofing in the track shop.
- Worked with members to replace 750' of track and 7 switches on the west end of the back shop.
- Removed over 20 trees that had fallen across the tracks.
- Repaired damaged track panels caused by quads.

Dale Furseth
Track Super
Member since '06

I want to acknowledge the Wonder Bread Crew led by Matt Thomas who came in March to help replace most of the track and switches on the west (entrance) end of the back shop. We replaced over 750 feet of track - some of which had to be made on the fly since we ran out of panels in stock, as well as 7 new switches. That project will make a huge difference when trying to get into the back shop. Some of the members that helped were Matt Thomas, Mark Madewell, Dennis Matzen, Ron Domoe, Kim Beard, Luke Conner, Jacob and Eli Nord, Lila Swanberg and Jordan Dobson. If I forgot anyone, I am sorry. You all know I cannot remember anything!

I also want to thank Jordan Dobson, Lila Swanberg and Mark Madewell who cut a LOT of ties for all the switches that got rebuilt. Each switch takes a lot of ties and we did a lot this winter. Thank you.

A lot of work still needs to be done--the list is never finished. Come and help your club by joining a track project and work on projects like those listed above, or help out by raking pine needles. Just come out and help any day of the year. Our club always has things that need to be done. Thank you to Matt Thomas for letting me use some of his pictures.

12
13
14
15
16
17
18


LET'S
DO
THIS

M6-Tower_North
SOUTHERN PACIFIC



Operations Update

By: Jordan Dobson

Assuming new roles, new faces, and a returning champion

Steve Eddy has asked me to oversee day to day Train Game operations so he can focus his efforts on Rail Tasker and our IT infrastructure including transponders and the LoRa radio network. Thank you Steve for being the face of Train Game for all these years. We wouldn't be where we are today without your continued hard work and dedication.

Richard Croll has asked me to take over as head of the Operations Committee. He is looking forward to simply enjoying OPS meet as a participant. He is remaining on the Operations Committee and is our Liaison to the TMRR Board. Thank you Richard for making OPS meet a continued success.

Robert Scott will be joining us for OPS meet as a participant, Dispatcher, and Freight Agent.

Caden Powell hopes to be able to join us for OPS meet this year, taking shifts as dispatcher and giving the Nords and Idaho Mafia a run for their money. He has recently completed his EMT training and is actively working for local fire districts.

The Nords will be managing the TMR fleet used during OPS meet.

With this new blood and returning familiar faces hopefully John Cooper won't (have to) Ironman the entire meet as Dispatcher and I am looking forward to adding to our roster of qualified personnel for key roles.

If you are interested in taking a shift please drop me a line.

Techpriest42@gmail.com

Jordan Dobson
Traffic Manager
Member Since '15

New Train Game feature: Geofencing

Nathan McConnell hasn't taken the winter off: development and testing are ongoing. A recently implemented update to Train Game adds Geofencing, which only allows users to accept and complete work if they are confirmed to be on property by Location Services (phone GPS) or connection to the TM member WIFI network.

Don't worry, you only need to be confirmed every few days so if you forget to complete that delivery you will still be able to report the work from your hotel room.

Statistics, YTD

- **220 car movements**
- **21,983 miles**
- **21 active crews**
- **17 active cars**

Greetings from Joyce in the Front Office

By: Joyce Merwin

Spring at Train Mountain is being relatively warm and sunny with a few rain showers interspersed. Mornings and evenings are still chilly, but daytime temps are nice.

Please help keep your member info up to date. If you have an account online at trainmountain.org, you can update your information online. If you do not have an online account, please notify the office of any changes in your address, phone number or email. You can notify us by phone, email or snail mail.

It is disappointing to me when I mail out engraved member tags and one is occasionally returned to Train Mountain labelled “Forwarding address expired,” “No Such Address” or “Unable to Deliver.” So, please do make sure to keep your information updated with us.

Things are gearing up for the summer season. Recently it was Kitsap work week, and as usual they were very productive.

Much has been done on the Visitor Center remodel, but there is more left to do before the Visitor Center opens again on May 15th .

We have gotten winter season (mid-October thru mid-May) visitors from Scotland, Canada, Thailand, Nevada, Washington state, Oregon, Alaska, Massachusetts, Michigan, Maryland, Virginia, Utah, Florida, Idaho, Wisconsin, Ohio, New York, South Carolina, Colorado, Texas, Arizona and Illinois. That is quite a mix!

We appreciate our members’ kindness to visitors at Train Mountain. They often comment on how positive this makes their experience.

Thank you also to everyone who volunteers at Train Mountain. *Train Mountain* wouldn’t be Train Mountain without you!

Joyce Merwin
Office Administrator
Member Since ‘14

Continued

Some Reminders...

- Parking at Central Station is in the marked parking spaces in front of the building at the end of the driveway and in the gravel strip near the flag pole. If those are full, additional parking is at the next dirt strip before or just past the gravel hopper.

- The two 15-minute parking spots nearest the office are just that: 15 minute parking spots.

- No Parking Zones are at the Crisp Yard load and unload area, in front of the dumpster at the Carpenter Shop and the paved space between Crisp Yard and garage end (North end) of Central station. If you park in these areas, you might find your vehicle wearing a red tag informing you that you are parked in a no parking zone or a 15-minute zone. The tag will instruct you to move your vehicle.

- Please be considerate to those parked in the reserved parking spots at the Central Station side of Crisp Yard and do not block anyone in while loading/unloading your train, or while parking illegally in a no parking zone!

- Cargo trailers are to be parked along "Trailer Row." There is no cargo trailer parking at either of the parking strips or elsewhere along the driveway or in the camping areas.

- If you own a container and have paid your 2026 rent, thank you! If you are a container owner, but haven't paid your 2026 container space rent, please do so now.

- For those who mail payments to Train Mountain, please be sure to write what you are paying for on the memo line of the check. Payments by check can be mailed to:

P.O. Box 438, Chiloquin, OR 97624.
Online payments can be made by visiting trainmountain.org and signing into your account. You will need to create an account if you haven't already done so. You can also make payments in the office, or by calling the office at 541-783-3030.

Starting tomorrow, April 25, 2026 is the Spring Awakening Work Week and Meet.
There will be a Spring Awakening welcome dinner at Central Station on Sunday, April 26, at 5:00 PM in the Hall of Flags.
We are looking forward to seeing you here! Happy Spring!

New Roles!

L. Eddy
Member Since ‘19

Welcome Lindsay Eddy as the new TMI secretary!

Welcome Jordan Dobson as the new Backshop Superintendent!



J. Dobson
Member Since ‘15

Chiloquin Local Resources

A guide for visiting Train Mountain members & volunteers

DINING

Turtle Loaves
NEW!

Tamales · Sourdough · Baked goods · Summer hours expanding

MON–TUE	10:30 AM – 2 PM
WED–THU	Closed
FRI–SAT	10:30 AM – 3 PM
SUN	10:30 AM – 2 PM

El Rodeo Mexican & Seafood
Mexican · Steaks · Seafood · 30771 Hwy 97

MON	Closed
TUE–THU	9 AM – 7 PM
FRI–SAT	9 AM – 8 PM
SUN	9 AM – 3 PM

The Burger Shack
Burgers · Corn dogs · Banana splits · Outdoor seating · 139 Chiloquin Blvd

MON	12 – 6 PM
TUE–THU	Closed
FRI–SUN	12 – 6 PM

Peak to Peak Restaurant & Lounge
Full menu · Bar · Inside Kla-Mo-Ya Casino · 34333 US-97

DAILY 7 AM – 12 AM

Zuks
Open Fridays 11 AM – Sold Out · Most Fridays

The Potbelly Cafe
COMING SOON

Breakfast & lunch · Located on-site at Train Mountain

Chiloquin Grill
COMING SOON

COFFEE

Crater Coffee Company
Espresso · Breakfast · Baked goods · 38097 US-97

MON–FRI	7 AM – 4 PM
SAT	8 AM – 4 PM
SUN	8 AM – 2 PM

GROCERY & DELI

Chiloquin Market & Deli
Grocery · Hot grab & go deli · Beer & wine · Take & bake pizza · 129 S 1st Ave

DAILY 7 AM – 8 PM

SHOPPING

Dollar General
1008 S Chiloquin Blvd

DAILY 8 AM – 10 PM

Wright Hardware
117 S 1st Ave

MON–FRI	8 AM – 5:30 PM
SAT	8 AM – 5 PM
SUN	Closed

GAS & CONVENIENCE

Crater Lake Junction Travel Center
Gas · Diesel · Propane · Hot grab & go deli · Showers · Laundromat · 34005 Hwy 97

DAILY Open 24 Hours

LODGING & ENTERTAINMENT

Sleep Inn & Suites
Pool · Hot tub · WiFi · 34333 US-97 · klamoyacasino.com

Kla-Mo-Ya Casino
Slots · Blackjack · Klamath Tribes · 34333 US-97 · Open 24 Hours

Interested in Becoming a Contributor?

Reach out to Lila at
thelivingwellnesslounge@gmail.com

Contributions must be submitted by the 15th

And don't forget to stay connected between meets

Physical Location:
36941 South Chiloquin Road

Postal Address:
PO Box 438, Chiloquin, OR 97624

Email: info@tmrr.org
Phone: 541-783-3030